

EVACUATION PRACTISE

Staying Safe in our School

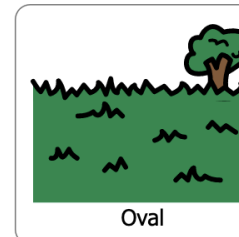
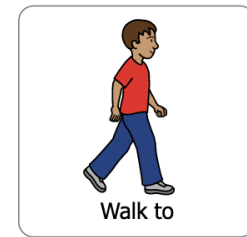
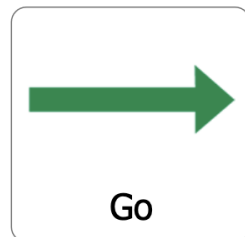




What is an evacuation?

An evacuation is when we have to leave our classroom and walk to safe place in the school.



Evacuation



Why do we have an evacuation?

We practise evacuations so that we can stay safe if there is an emergency at our school.



When are we practising the evacuation?

We are practising the evacuation on Wednesday.



What happens during an evacuation?

- First, there will be a long siren sound.
- Then there will be PA announcement to evacuate the classroom you are in.
- After this announcement, there will another sound. It will go 'whoop whoop', gradually getting louder and louder.



What happens during an evacuation?

- We stop what we are doing.
- We listen to our teacher.
- We line up at the door.
- We walk outside and close the classroom door.
- We walk to the oval.
- All classes in the school will also be on the oval.
- We line up in two lines.
- My teacher will count us, to check we are all present.
- We stay quiet.

- The teacher will stay with us.
- We will go back to class when it is safe.



What happens during an evacuation?


If I am outside, I calmly line up with my teacher.
I will walk to the oval and line up where I am told.



What happens during an evacuation?

If I am in MiniLit, or MaqLit, or Bond Blocks, the education assistant will walk me to the oval.

When we get to the oval, the education assistant will help me find my class and teacher.



What happens during an evacuation?

If I am in the library, I will line up with my teacher.

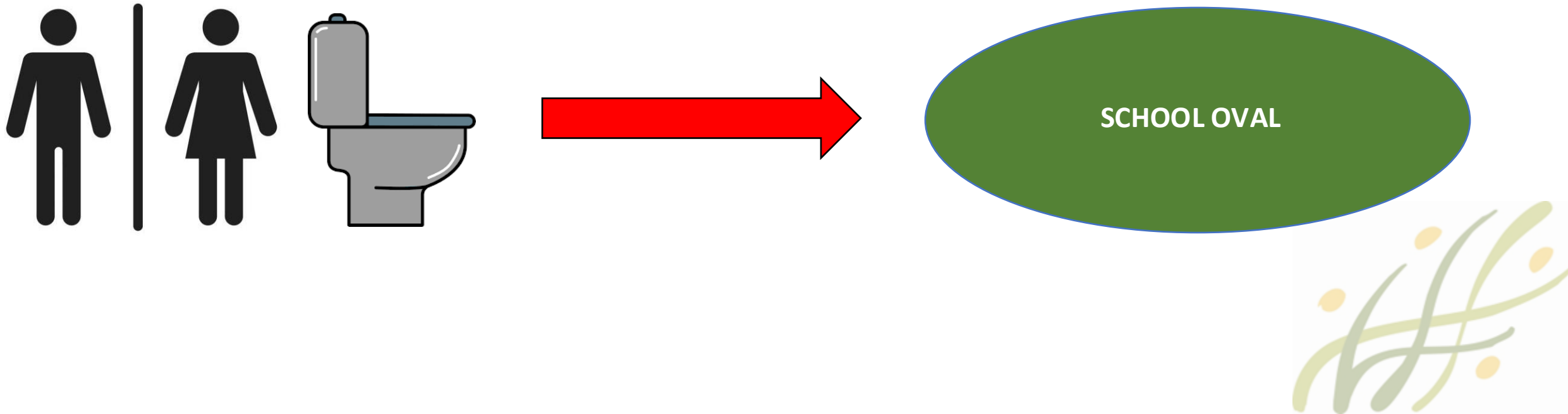
We will walk to the oval and line up with the other classes.



What happens during an evacuation?

If I am in the toilet, I will walk calmly to the oval to meet my teacher and classmates.

I will not go back to class.



Who is there to help?

A teacher or education assistant will be with you to help and keep you safe.



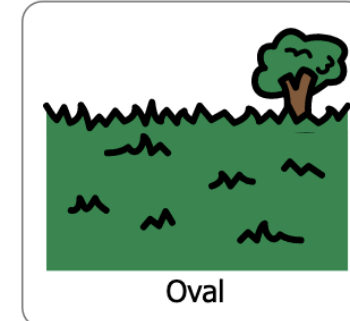
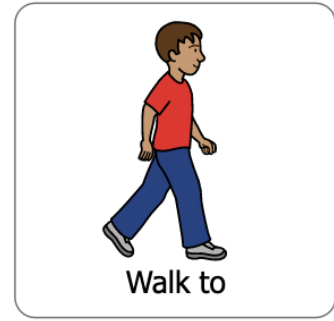
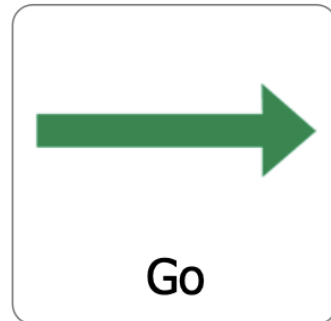


If I am with another teacher, or education assistant, they will look after me.



Remember:



Evacuation



The end of the evacuation

There will be an announcement to say that the evacuation has ended and we can go back to class.



Practising evacuations

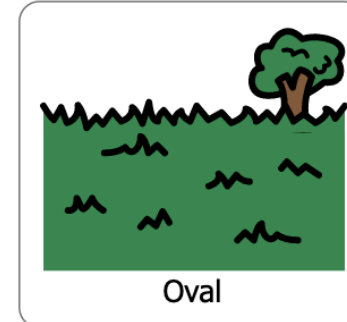
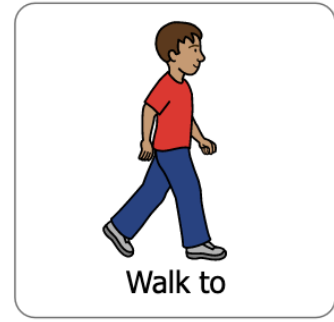
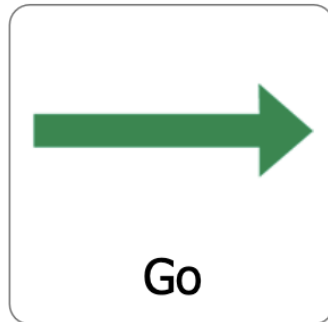


Practising evacuations helps keep us safe.



Remember:



Evacuation



Evacuation Procedure (Teacher and EA information)

Emergency Response Flowchart

