

EVACUATION PRACTISE

Staying Safe in our School

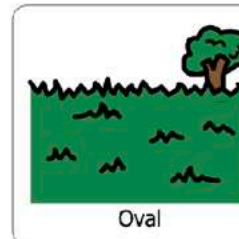


What is an evacuation?

An evacuation is when we have to leave our classroom and walk to safe place in the school.



Evacuation



Why do we have an evacuation?

We practise evacuations so that we can stay safe if there is an emergency at our school.



When are we practising the evacuation?

We are practising the evacuation on Thursday, it will be before lunch.



What happens during an evacuation?

The siren will ring continuously.



What happens during an evacuation?

- We stop what we are doing.
 - We listen to our teacher.
 - We line up at the door.
 - We walk outside and close the classroom door.
 - We walk to the oval.
 - All classes in the school will also be on the oval.
 - We line up in two lines.
 - My teacher will count us, to check we are all present.
 - We stay quiet.
-
- The teacher will stay with us.
 - We will go back to class when it is safe.



What happens during an evacuation?

If I am outside, I calmly line up with my teacher.
I will walk to the oval and line up where I am told.



What happens during an evacuation?

If I am in MiniLit, or MaqLit, or Bond Blocks, the education assistant will walk me to the oval.

When we get to the oval, the education assistant will help me find my class and teacher.



What happens during an evacuation?

If I am in the library, I will line up with my teacher.

We will walk to the oval and line up with the other classes.



Who is there to help?

A teacher or education assistant will be with you to help and keep you safe.



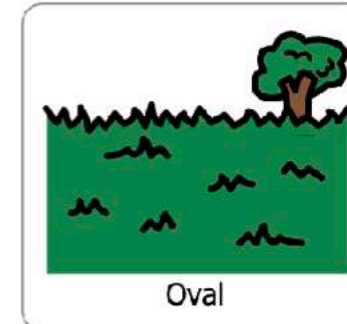



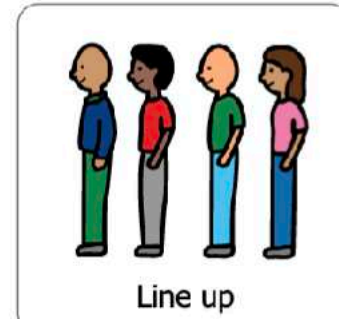
If I am with another teacher, or education assistant, they will look after me.



Remember:



Evacuation



The end of the evacuation

There will be an announcement to say that the evacuation has ended and we can go back to class.



Practising evacuations

Practising evacuations helps keep us safe.



Remember:



Evacuation

